

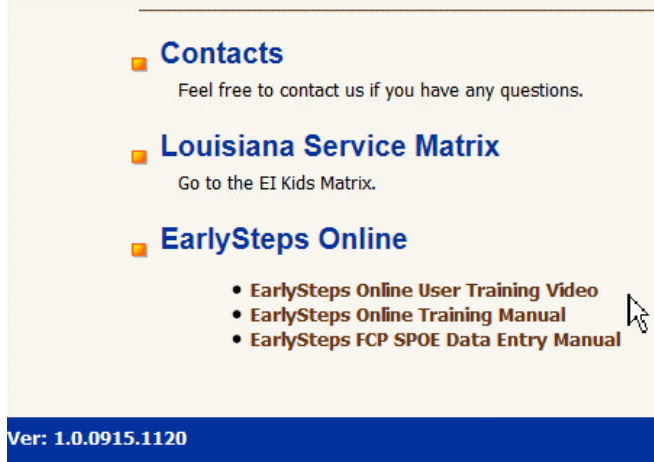
EarlySteps Online User Training Video Instructions

Last update: 9/22/2017 11:21

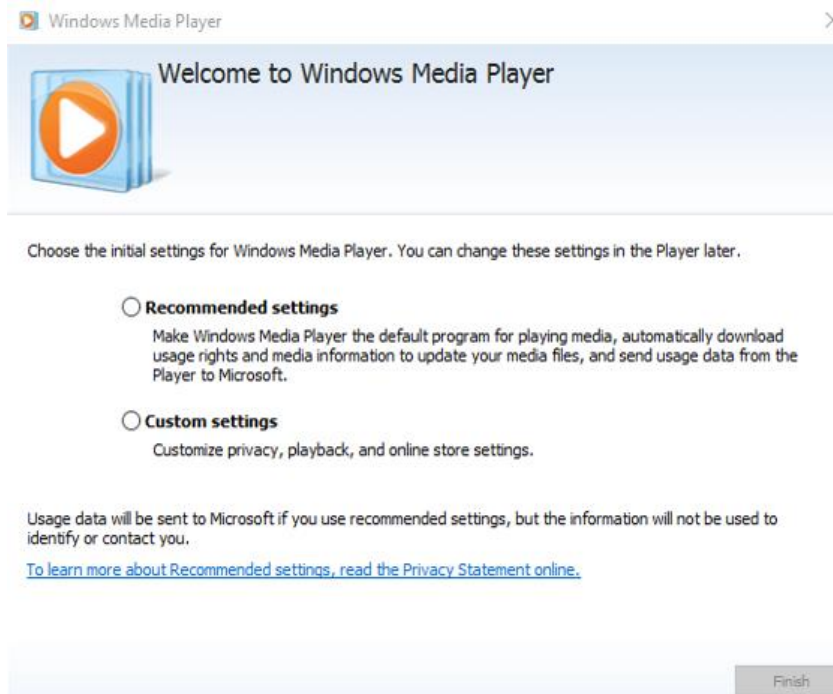
Please use the following instructions to enable your device for video playback of the EarlySteps Online User Training Video.

Instructions for Internet Explorer, Google Chrome, and Firefox are provided below.

Once you have logged in to the Louisiana EarlySteps web site, you will see the “EarlySteps Online User Training Video” link (<https://latraining.eikids.com>) under the EarlySteps Online section.



If you have not used the Microsoft Windows Media Player before on your device, you will be prompted as shown below to select the ‘settings’ for the Windows Media Player. Select the “Recommended settings” option and click the Finish button.



EarlySteps Online User Training Video Instructions

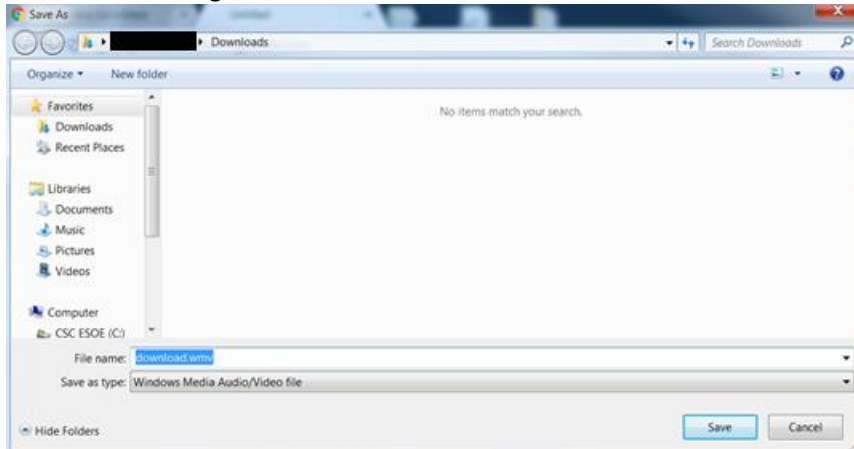
Last update: 9/22/2017 11:21

Internet Explorer

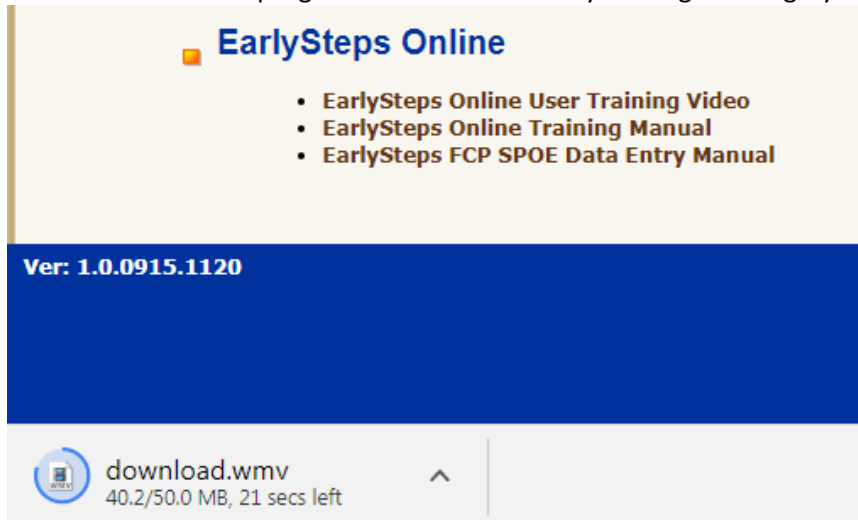
If you are using Microsoft Internet Explorer for your browser, the video will open in a new window and will begin playing. Use the buttons at the bottom center of the new window to control the video presentation. The video is not saved on your device when using Internet Explorer.

Google Chrome

If you are using Google Chrome, a “Save As” window will open for downloading the video file to your device for viewing. Select the Save button. The video will then be downloaded to your device.



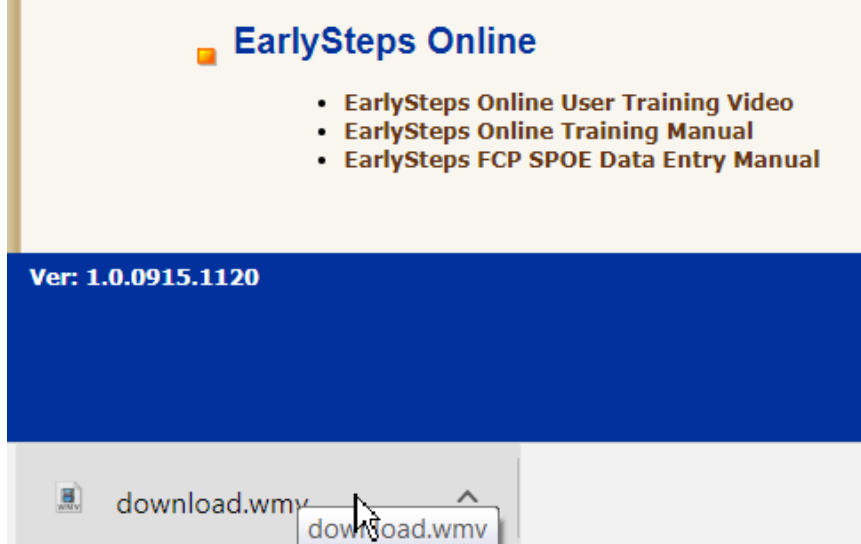
You can monitor the progress of the download by clicking on the gray rectangle with “download.wmv”.



EarlySteps Online User Training Video Instructions

Last update: 9/22/2017 11:21

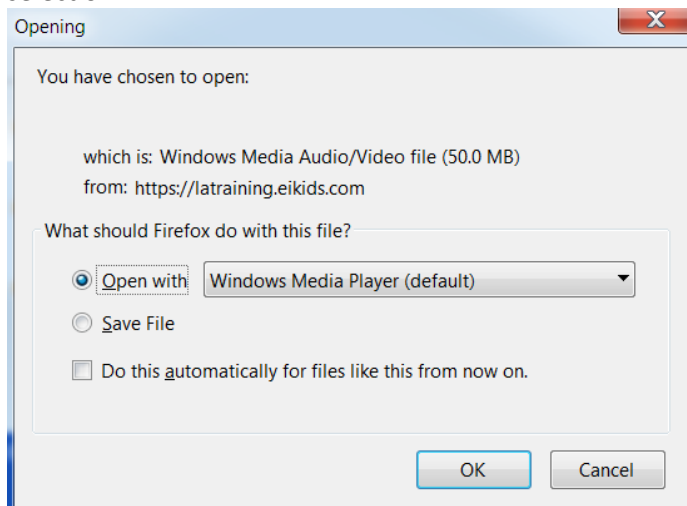
Once the download completes, click the gray rectangle again and the video will automatically start.



Note: You may wish to delete the video file from the download folder on your device once you have completed viewing it.

Firefox

If you are using Firefox, the following window will open and allow you to choose between opening the video with Windows Media Player (default) and saving a copy of the file. Make your selection and press the OK button. Note: It may take several seconds before the OK button is enabled after making your selection.

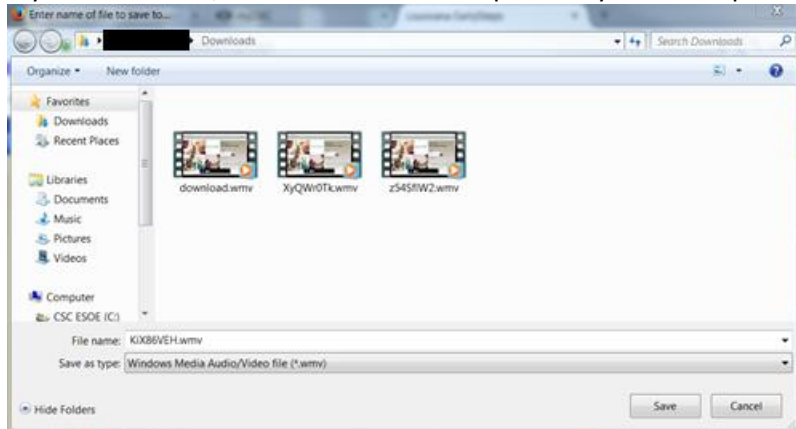


If you select Open, the video file will be downloaded to your device and once it completes, the video will be displayed in a new window and the narrative will start.

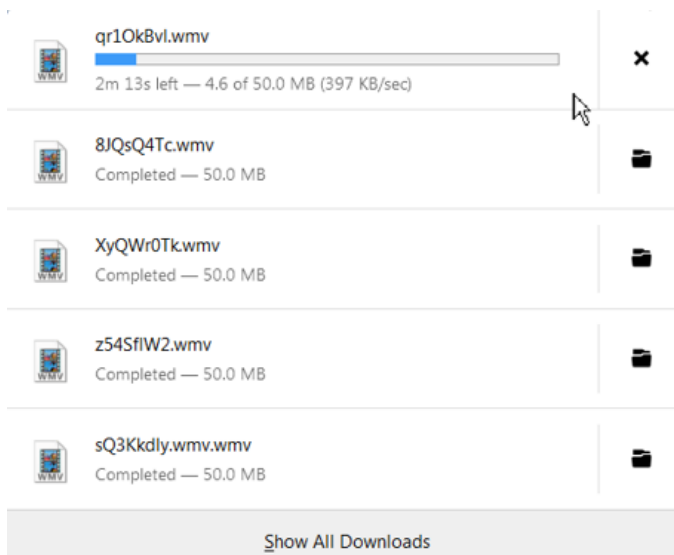
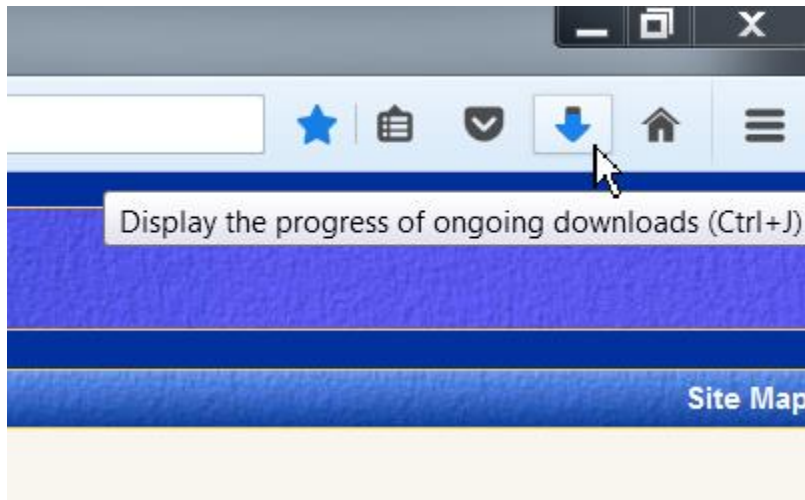
EarlySteps Online User Training Video Instructions

Last update: 9/22/2017 11:21

If you select Save, another window will open and you will be prompted to name and save the video file.



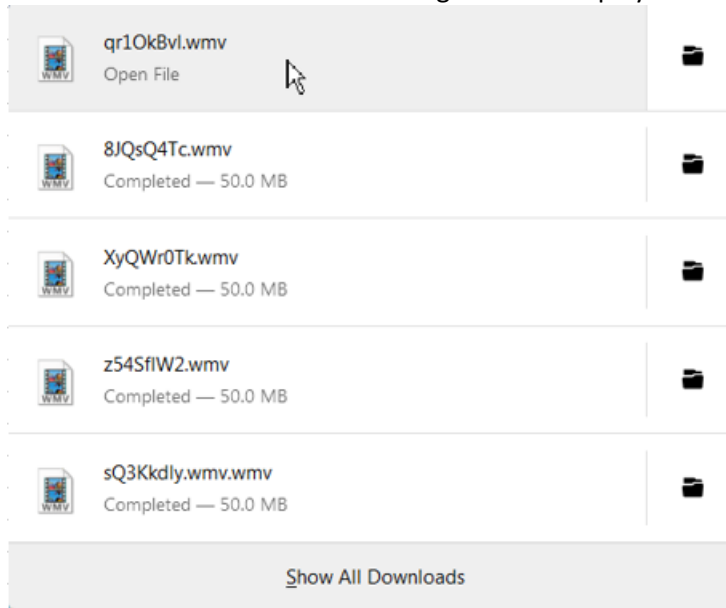
By clicking on the down-arrow at the top right of the browser window, you can see the status of the download.



EarlySteps Online User Training Video Instructions

Last update: 9/22/2017 11:21

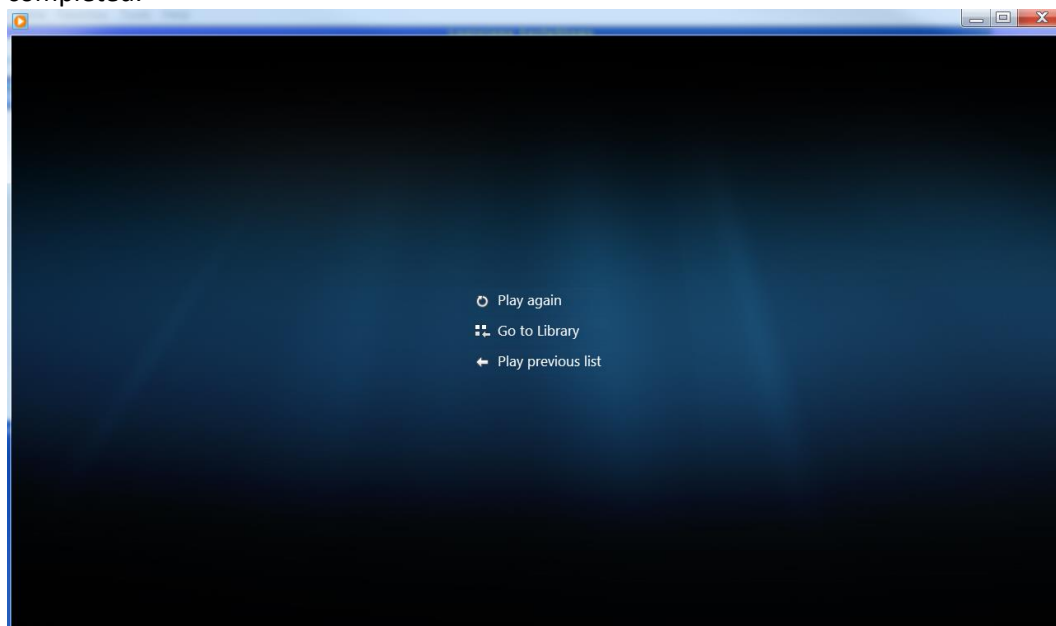
Once the video has been saved, you will need to access the download folder by clicking on the down-arrow and select the video file to begin the video playback.



Note: You may wish to delete the video file from the download folder on your device once you have completed viewing it.

Completion of Video

Regardless of the browser used, the following page will be displayed once the video presentation has completed.



EarlySteps Online User Training Video Instructions

Last update: 9/22/2017 11:21

Each of the screen selectable items will display a Tool Tip that describes the item functionality. The user can close this window by clicking on the "X" at the top-right of the video window.

End of Document